



HOSPITALS • RESEARCH • FOUNDATION

Targeting Teens in Arkansas: Building Better Relationships

Presented by:

Sarah Harlan, Outreach Specialist

Charles Maxwell, Outreach Specialist

Objectives

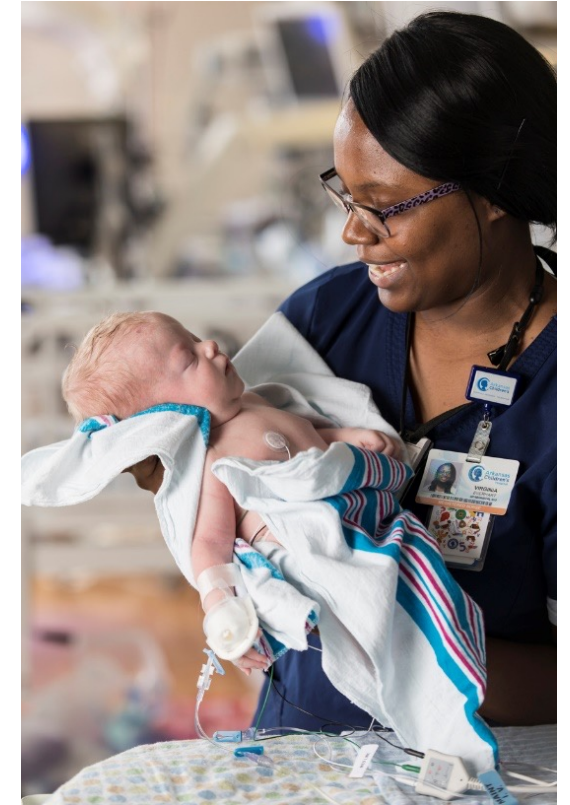
After this session, you will:

- Understand how *Love Notes* aligns with the mission of Arkansas Children's.
- Understand Arkansas Children's *Love Notes* implementation strategies.
- Gain insight into increasing community partnerships and reaching rural areas with health education.

Arkansas Children's History

Arkansas Children's...

- Is the only hospital system in the state solely dedicated to caring for children.
- Has continuously evolved, for more than a century, to meet the unique needs of the children of Arkansas.
- System includes two hospitals, a pediatric research institute, a foundation, clinics, education and outreach.



Arkansas Children's Mission

We champion children by
making them better today and
healthier tomorrow.



HOSPITALS • RESEARCH • FOUNDATION


Healthier Tomorrow

- *Cooking Matters*
- Project Prevent
- Babysitting 101
- Community Garden
- *Love Notes*

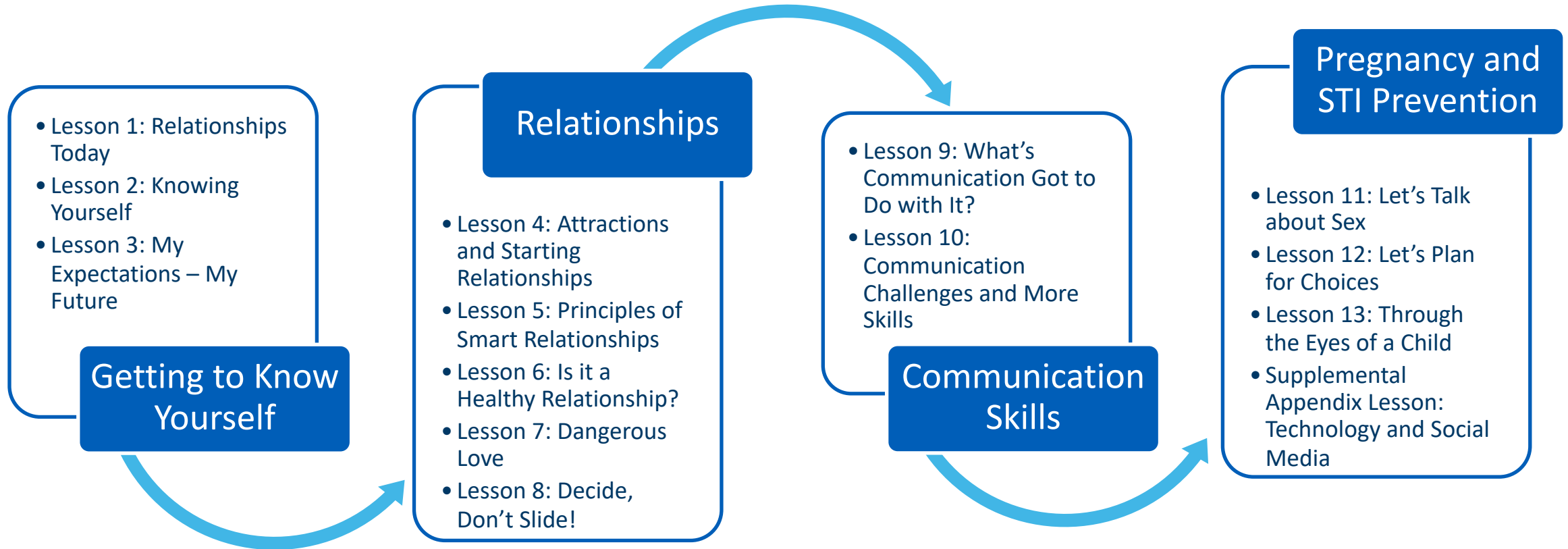


Community Health Needs Assessment

	Overall Points	Focus Group Mentions	Focus Group Score 0=(0-50) 1=(50-150) 2=(150+)	Key Informant Mentions	Key Informant Score 0=(1-10) 1=(10-20) 2=(20+)	Phone Survey: % reporting as a "serious problem"	Phone Survey Score 0=(1-20) 1=(20-30) 2=(30+)	National Rank	National Rank Score 0= last 20 1 =last 10 2 = last 5
Parenting Supports	7	213	2	13	1	37%	2	46/50 (Infant Mortality)	2
Social Issues	7	248	2	27	2	44%	2	43/50 (Child poverty)	1
Mental Health and Substance Use	6	110	1	15	1	37%	2	46/50 (% Child ACEs)	2
Equitable Access to Care	5	355	2	26	2	26%	1	34/50 (EPSDT rate)	0
Food Insecurity	5	101	2	8	0	35%	1	48/50 (Child Food Insecurity)	2
Child Obesity	5	82	1	9	0	37%	2	50/50 (High School obesity)	2
Reproductive Health	5	89	1	1	1	27%	1	50/50 (Teen birth rate)	2
Oral Health	3	36	0	4	0	24%	1	48/50 (Decayed teeth 1-17)	2
Child Injury	1	18	0	3	0	14%	0	42/50 (Child deaths)	1
Immunization	0	18	0	4	0	19%	0	33/50 (% with 7 series)	0

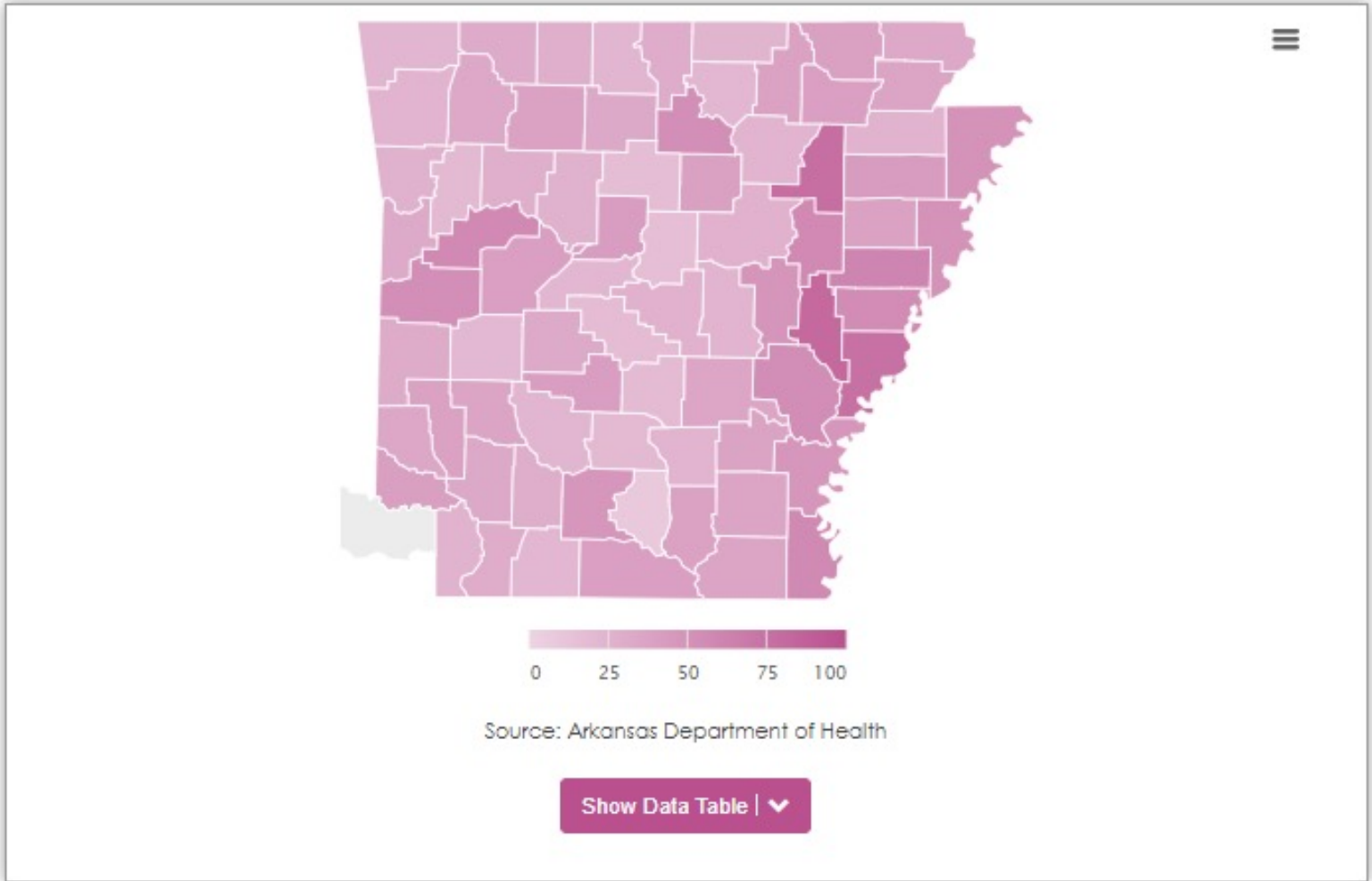


Love Notes Lesson Outline



Community Factors

Births to Teens



NATIONAL RANKING

51

OUT OF 51

2018

STATE TREND



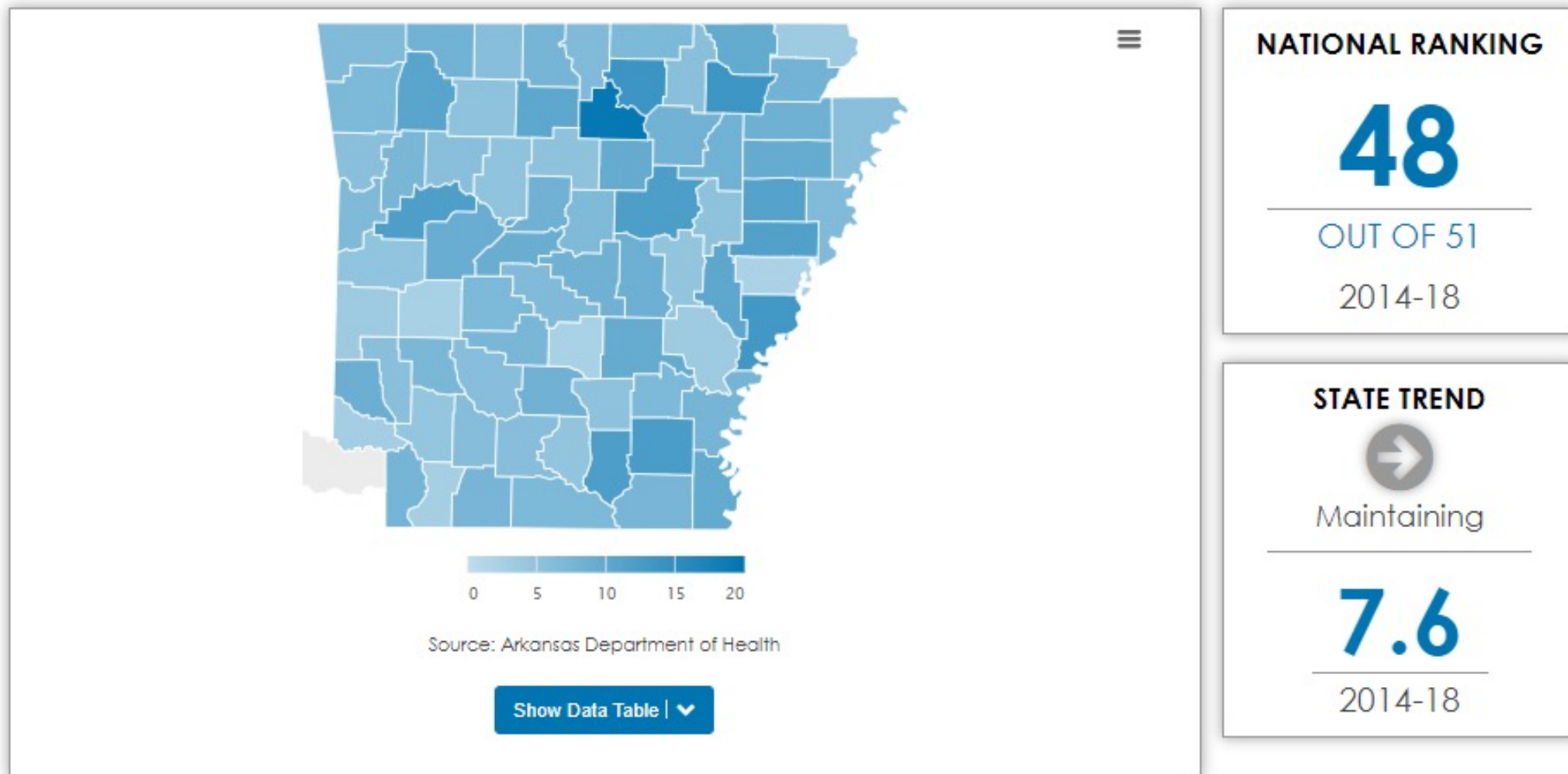
Decreasing

30

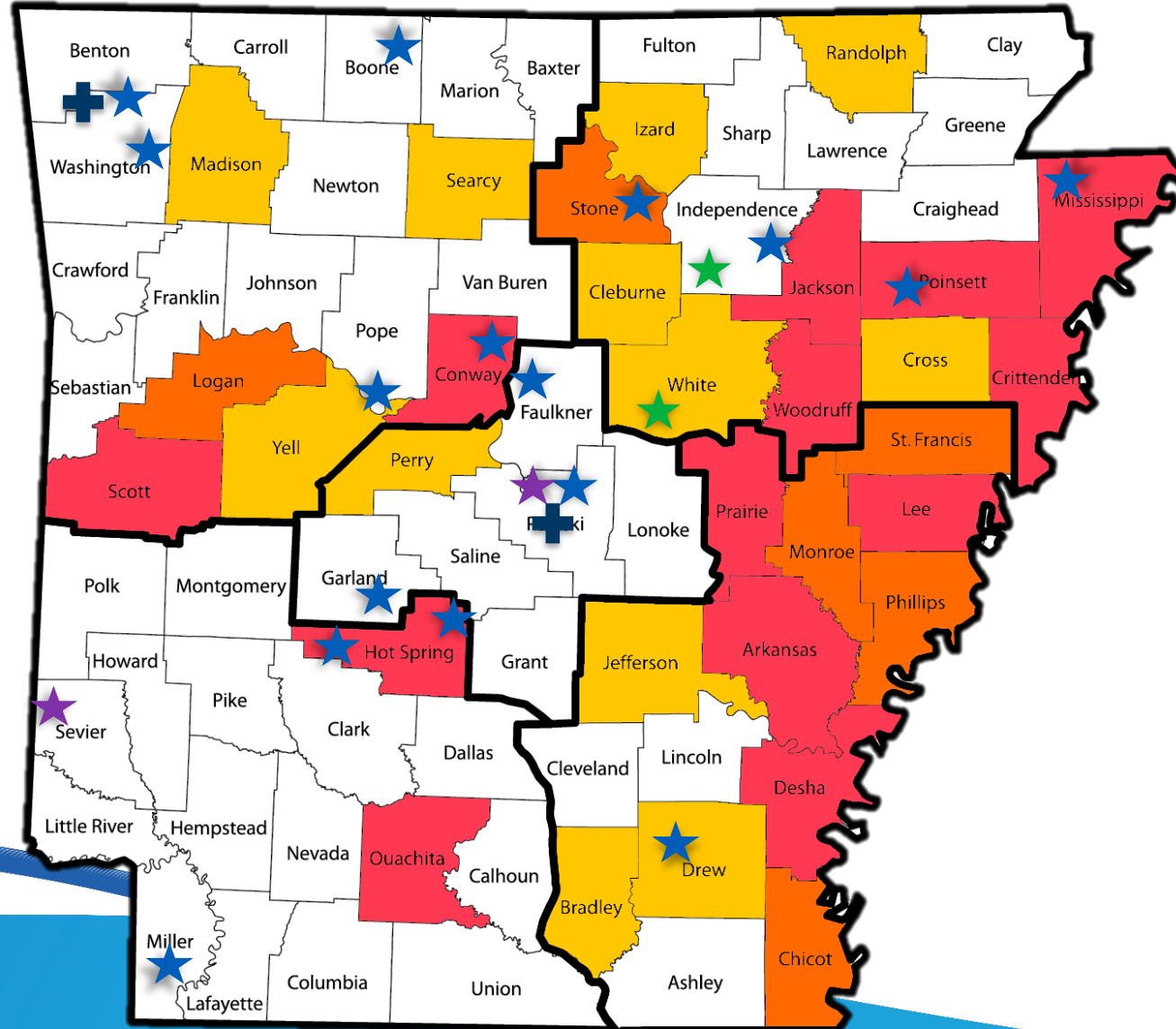
2018

Community Factors

Infant Mortality



Love Notes Partners



Key

- ★ = Returning 2019-2020 Partner
- ★ = Returning 2020-2021 Partner
- ★ = New 2021-2022 Partner
- = Top 20 in Teen Births (TB)
- = Top 20 in Infant Mortality (IM)
- = Top 20 in Both TB and IM
- + = AC Hospital Locations

Implementation Challenges

- Hesitancy about the curriculum content
- Recruiting partners
- Capacity and funding
- COVID-19
 - Rural areas with little internet access

Capacity and Funding

- Two health educators dedicate time to *Love Notes*
- Funded by Arkansas Children's
- Community Benefit
 - A program or service that improves access to healthcare, enhances the health of the community, advances medical health or knowledge, relieves or reduces the burden of government or other community health efforts.



Implementation Challenges

- Hesitancy about the curriculum content
- Recruiting partners
- Capacity and funding
- COVID-19
 - Rural areas with little internet access

Program Partners

Our partner schools receive:

- Instructor's Manual
- Participant Workbooks
- Primary Colors Personality Profiles
- Access to our online Turning Point lessons

Program Implementation

- In-Person Option
 - Utilize Instructor' Manual and PowerPoints
- Online Option
 - Utilize lessons created in Turning Point by AC
- Hybrid Option
 - Utilize both in-person and online methods

Program Implementation

With any implementation method:

- An introduction to *Love Notes* is completed by a AC Health Educator.
 - In-Person Option: Health Educator teaches Lesson 1.
 - Online or Hybrid Option: Health Educator completes a brief introduction to *Love Notes* and a more in-depth look at how to use Turning Point.
- Teachers set their own pace.
 - Build lessons into regular curriculum over the course of the class.
 - 1 lesson per week, a few lessons per week, or block off time to do all the lessons back-to-back
- Students complete a pretest and posttest with Turning Point.
- AC Health Educators offer support however necessary.



Online Option

Lessons include a variety of activities:

- Media Activities
 - Videos
 - Music
- Multiple Question Formats
 - Open-ended, short answer
 - Multiple Choice
- Workbook Assignments
- Trusted Adult Connections

[Lesson 6: Is it a Healthy Relationship?](#)

The screenshot shows a web browser window displaying a Turnitin poll session. The browser's address bar shows the URL: participant.turnintech.com/en/schedule/c0168-c96-ae6a-11eb-aae9-0e4626f83550/polling/session. The page title is "Lesson 13: Technology and Social Media". The interface includes a "Leave Session" button and a "Question List" tab. The main content area contains the following text:

When I ask these questions in class, students commonly say that people are not very truthful online, or at least they only show the good parts of their life. They leave out the bad, and they do this because there's pressure to look "perfect," because we do judge each other by our online images.

Now consider your mobile/digital devices—phones, tablets, or computer.

Take a moment and estimate of how much time per day, on average, for any purpose—school or personal—you are on a phone, iPad, computer or gaming.

How much time do you spend using a digital device?

A Less than 1 hour

B 2 hours

C 3 hours

D 4 hours or more

At the bottom, it shows "Your Answer" as "No response received". Navigation buttons for "Previous" and "Next" are visible at the bottom of the page, along with the page number "4 of 38".

Program Evaluation

Data from:

- Student responses from online lessons
- Pretest and Posttest
- Teacher Evaluation Surveys

The screenshot displays the 'Turning Courses | Love Notes - TEST' interface. The top navigation bar includes 'Content', 'Roster', 'Schedule', 'Results', 'Attendance', and 'Settings'. The main content area is titled 'SCHEDULED CONTENT' and features a search bar. Below this, there is a grid of six lesson cards, each representing a lesson in progress. Each card includes the lesson title, 'IN PROGRESS' status, start and end dates, and three action buttons: 'End Session', 'Share', and 'Reports'. An orange arrow points to the 'Reports' button of the top-right lesson card, 'Lesson 10: Communication Challenges and More Skills'.

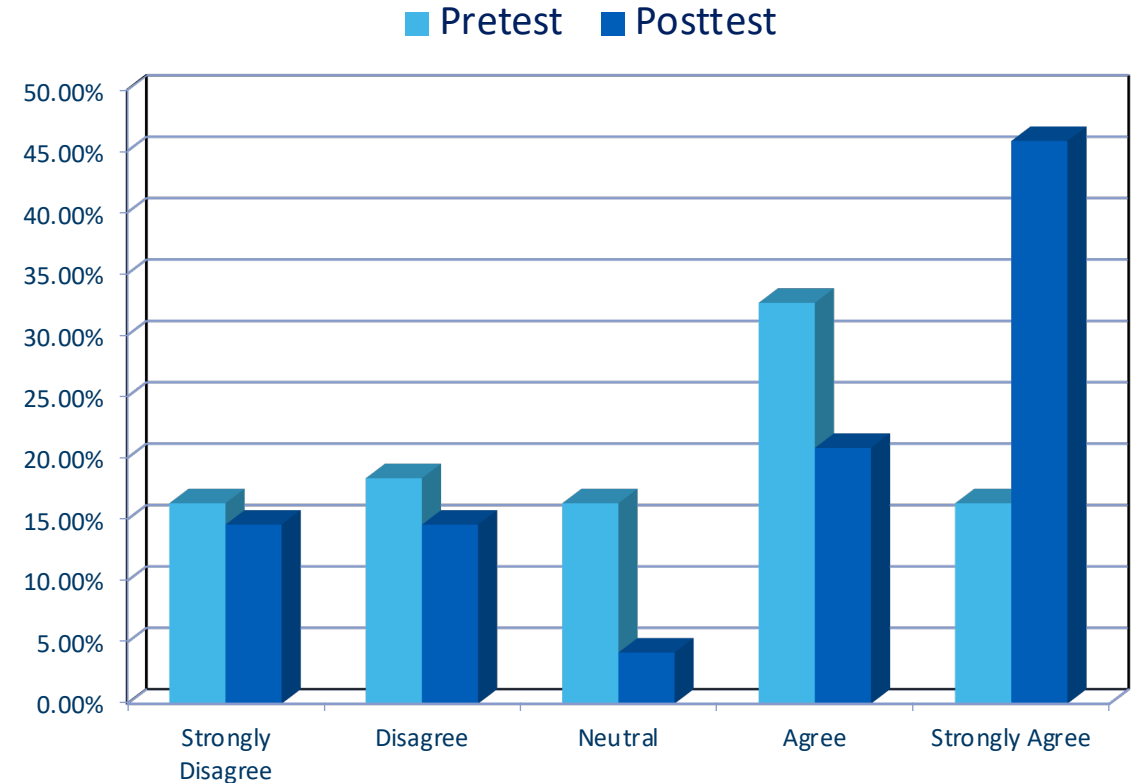
Lesson Title	Status	Start Date/Time	End Date/Time	Action Buttons
Lesson 12: Lets Plan for Choices	IN PROGRESS	05-24-2021 10:27 AM	10-31-2021 11:59 PM	End Session, Share, Reports
Lesson 10: Communication Challenges and More Skills	IN PROGRESS	05-24-2021 10:27 AM	10-31-2021 11:59 PM	End Session, Share, Reports
Lesson 9: Whats Communication Got to Do With It?	IN PROGRESS	05-24-2021 10:27 AM	10-31-2021 11:59 PM	End Session, Share, Reports
Lesson 8: Decide- Dont Slide	IN PROGRESS	05-24-2021 10:27 AM	10-31-2021 11:59 PM	End Session, Share, Reports
Lesson 6: Is it a Healthy Relationship?	IN PROGRESS	05-24-2021 10:27 AM	10-31-2021 11:59 PM	End Session, Share, Reports
Lesson 5: Principles of Smart Relationships	IN PROGRESS	05-24-2021 10:27 AM	10-31-2021 11:59 PM	End Session, Share, Reports

Program Evaluation

How much do you agree with the following: Sexual consent is impossible when drunk or high.

Pretest Responses		
	Percent	Count
Strongly Disagree	16.33%	8
Disagree	18.37%	9
Neutral	16.33%	8
Agree	32.65%	16
Strongly Agree	16.33%	8
Total	100%	49

Posttest Responses		
	Percent	Count
Strongly Disagree	14.58%	7
Disagree	14.58%	7
Neutral	4.17%	2
Agree	20.83%	10
Strongly Agree	45.83%	22
Total	100%	48

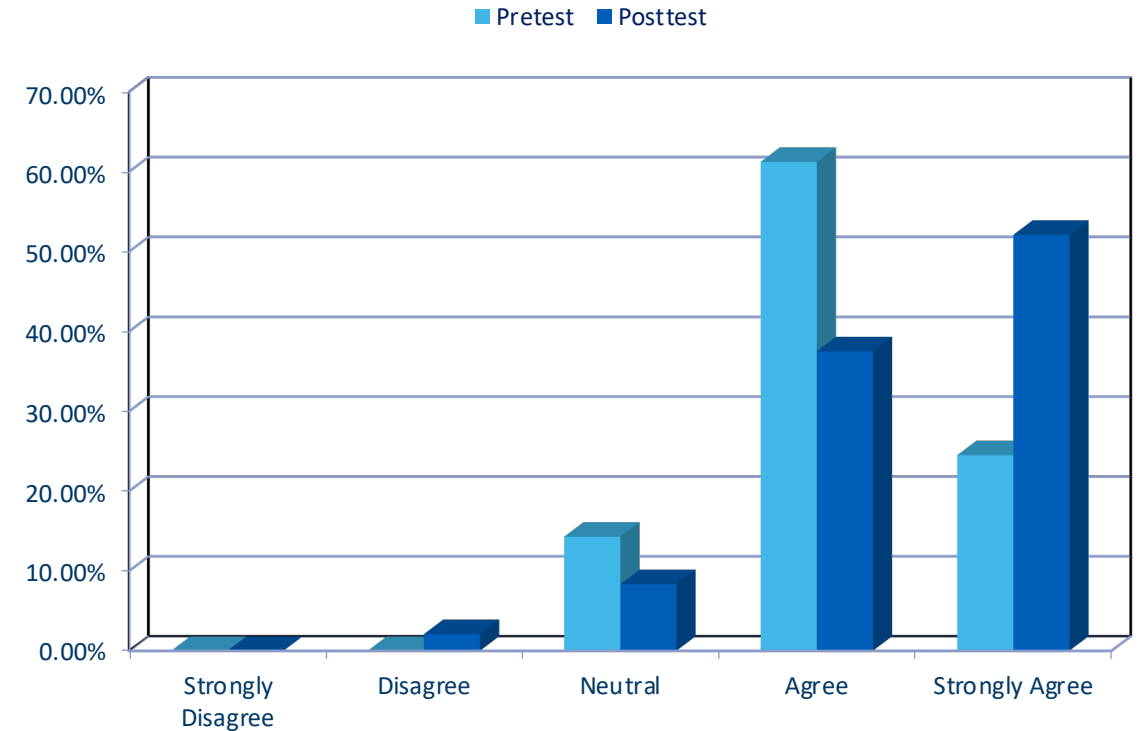


Program Evaluation

How much do you agree with the following: Drawing a personal line or boundary for intimacy is important before becoming physically affectionate with someone.

Pretest Responses		
	Percent	Count
Strongly Disagree	0.00%	0
Disagree	0.00%	0
Neutral	14.29%	7
Agree	61.22%	30
Strongly Agree	24.49%	12
Total	100%	49

Posttest Responses		
	Percent	Count
Strongly Disagree	0.00%	0
Disagree	2.08%	1
Neutral	8.33%	4
Agree	37.50%	18
Strongly Agree	52.08%	25
Total	100%	48

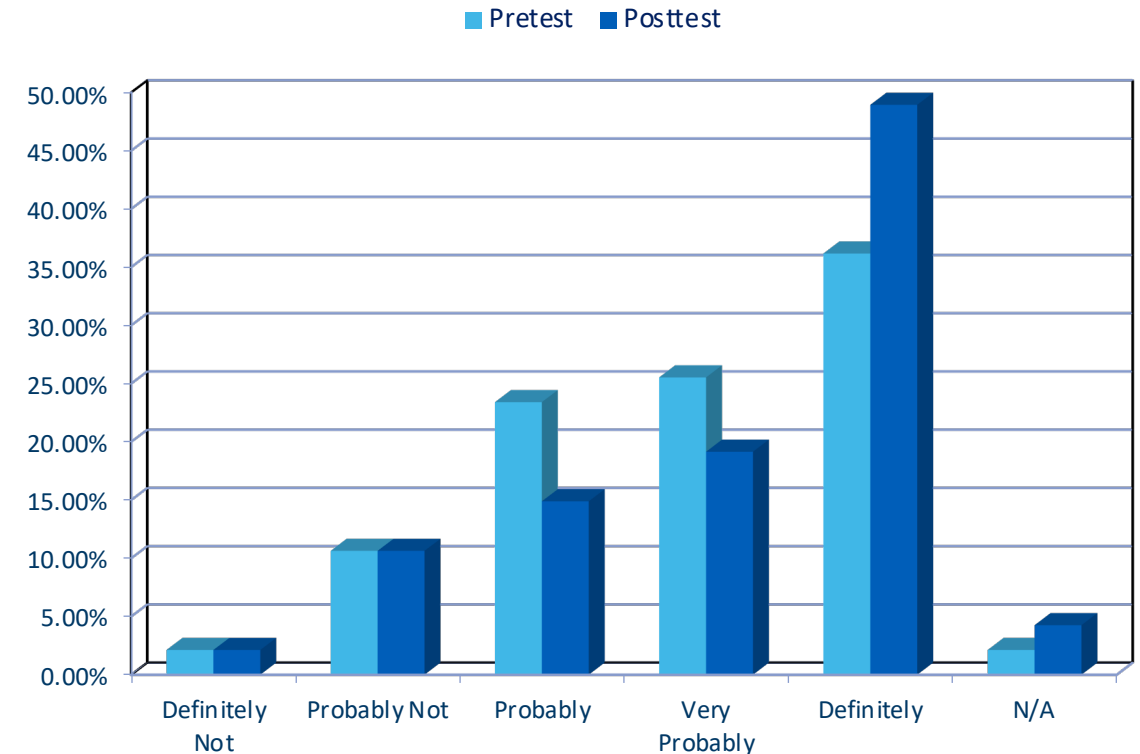


Program Evaluation

How likely are you to use effective methods of birth control 100% of the time, if you choose to have sex?

Pretest Responses		
	Percent	Count
Definitely Not	2.13%	1
Probably Not	10.64%	5
Probably	23.40%	11
Very Probably	25.53%	12
Definitely	36.17%	17
N/A	2.13%	1
Total	100%	47

Posttest Responses		
	Percent	Count
Definitely Not	2.13%	1
Probably Not	10.64%	5
Probably	14.89%	7
Very Probably	19.15%	9
Definitely	48.94%	23
N/A	4.26%	2
Total	100%	47



Program Evaluation

“What were two things you enjoyed about the *Love Notes* program?”

Workbook
Understanding
Learning
Lessons
Real-Life
Videos



Program Evaluation

“What are two things that could be improved with the *Love Notes* program?”

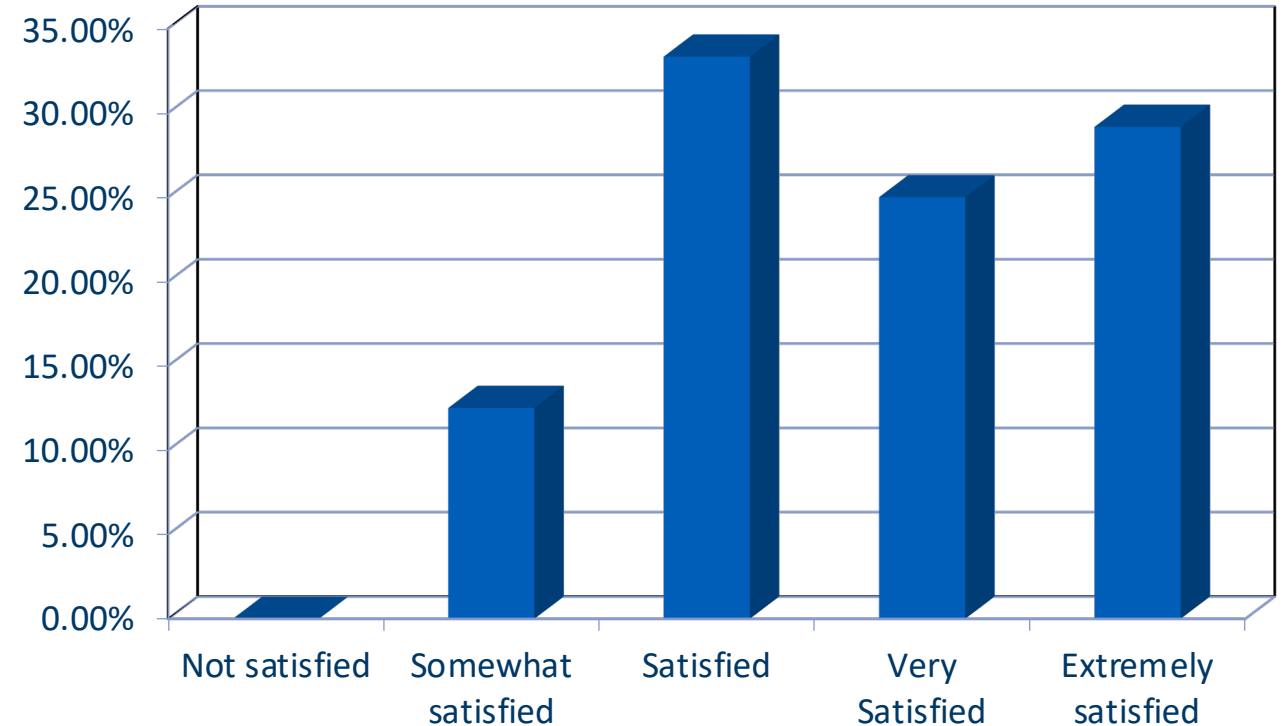
Boundary
Nothing
Videos
In-person
Workbook



Program Evaluation

Overall, how satisfied were you with the *Love Notes* course?

Posttest Responses		
	Percent	Count
Not satisfied	0.00%	0
Somewhat satisfied	12.50%	6
Satisfied	33.33%	16
Very Satisfied	25.00%	12
Extremely satisfied	29.17%	14
Totals	100%	48



Summary

- Overcome barriers to implementation
 - Capacity
 - Pinpointed new partners
- Online lessons
- Relatively new program to us



HOSPITALS • RESEARCH • FOUNDATION

Questions?

Contact Information

Sarah Harlan

Email: harlanse@archildrens.org

Phone: 501-364-6442

Charles Maxwell

Email: maxwellct@archildrens.org

Phone: 501-364-5655